

Field Tile Sizes



Silver - SIL
FLAREBSIL1224 - 12"x24" Rectified Matte
FLAREBSIL2448 - 24"x48" Rectified Matte



Bronze - BRO
FLAREBBRO1224 - 12"x24" Rectified Matte
FLAREBBRO2448 - 24"x48" Rectified Matte



Lead - LEA
FLAREBLEA1224 - 12"x24" Rectified Matte
FLAREBLEA2448 - 24"x48" Rectified Matte



Night - NIG
FLAREBNIG1224 - 12"x24" Rectified Matte
FLAREBNIG2448 - 24"x48" Rectified Matte


2"x2" Mosaic - Matte (12"x12" Sheet)



Silver - SIL
FLAREBSIL22MO



Bronze - BRO
FLAREBBRO22MO



Lead - LEA
FLAREBLEA22MO



Night - NIG
FLAREBNIG22MO





Rebel

Glazed Color Body Porcelain

Photo Features 24"x48" Rectified Field Tile - Matte in Night and Silver.

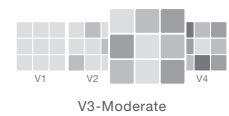
SIZING & PACKAGING

Type	Shape	Item Code	Size	Description	Pcs / Ctn	Sf / Ctn
Field		FLAREB***1224	12"x24"	Rectified Field Tile - Matte	6	11.63
		FLAREB***2448	24"x48"	Rectified Field Tile - Matte	2	15.50
Trim		FLAREB***3X24BN	3"x24"	Bullnose - Matte	10	-
Mosaic		Ø FLAREB***22MO	12"x12" Sheet	2"x2" Mosaic - Matte	5	-

ANSI TECHNICAL SPECIFICATIONS

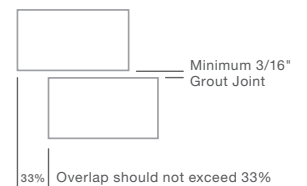
	DCOF Acutest	PEI Rating ASTM# C1027	Frost Resistant ASTM# C1026	Scratch Resistance MOHS	Breaking Strength ASTM# C648	Water Absorption ASTM# C373	Chemical Resistance ASTM# C650
Results	≥ 0.42	5	Unaffected	8	Pass (1,300 ISO)	≤ 0.5%	Unaffected

Shade Variation



APPLICATIONS

	Floors	Walls	Countertops	Shower Floors	Shower Walls	Pools/Spas
Residential	•	◻	◻	•	◻	◻
Commercial	•	◻	◻	•	◻	◻



LEGEND

- ◻ Product rated for Interior & Exterior use
- Product rated for Interior use only
- † May be suitable for Exterior Floors
- Ø Applications & ANSI Technical Specifications do not apply
- * Special Order only



Use of a leveling system during installation is strongly recommended

Minimum grout joint must be 3/16 inch. Please refer to the most current TCNA Handbook for installation guidelines.

Merchandising materials and samples are for general reference only and representative of a product's potential characteristics. Tile is subject to variation in color/shade, size, texture, and finish. Field, mosaic and trim tile may not match exactly. Blend tiles from different boxes to achieve consistent shade distribution. Installer and end user must conduct a dry mock layout under proper lighting conditions to inspect the product. Installation constitutes product acceptance. Improper installation, application, use, care and maintenance voids warranty. Reference the TCNA Handbook and ANSI for installation guidance. Please visit bedrosians.com for current product information. We reserve the right to make product changes at any time without notice.

MKTTERFLAREB
REV. 7.2021

bedrosians.com

