




COLLECTION

ON THE EDGE

ANTHOLOGY™




Genuine Rose Gold, Platinum, and 14K Gold framed tiles.

This collection is classic with a touch of elegance. Halo is a 5" x 5" patterned tile that replicates an intricate mosaic and refined look with metallic accents, these tiles will create stunning focal points.



ANTHOEPLP

Accompanied by Genuine Rose Gold, Platinum, and 14K Gold framed tiles in three colors of stunning 4"x16" and 6" hexagonal shapes. On trend with color and creativity use these tiles to take your designs to the edge.



ANTHOEHG



ANTHOEGP

PRODUCTS




14K Hex

ANTHOE14KH 6"x6"
Coverage: 0.215 sqft/pc
*sold by the box



Platinum Hex

ANTHOEPLH 6"x6"
Coverage: 0.215 sqft/pc
*sold by the box



Rose Gold Hex

ANTHOERGH 6"x6"
Coverage: 0.215 sqft/pc
*sold by the box



14K Plank

ANTHOE14KP 4"x16"
Coverage: 0.43 sqft/pc
*sold by the box



Platinum Plank

ANTHOEPLP 4"x16"
Coverage: 0.43 sqft/pc
*sold by the box



Rose Gold Plank

ANTHOEGP 4"x16"
Coverage: 0.43 sqft/pc
*sold by the box



Halo Silver

ANTHOEHS 5"x5"
Coverage: 0.182 sqft/pc
*sold by the box



Halo Gold

ANTHOEHG 5"x5"
Coverage: 0.182 sqft/pc
*sold by the box

PRODUCT SPECS



Piece Size: 5.906" x 5.118"
Chip Size: 6" x 6"
Thickness: 8 mm
PCS/Box: 50
SQFT/Box: 10.75
Material: Ceramic



Piece Size: 3.937" x 15.748"
Chip Size: 4" x 16"
Thickness: 8 mm
PCS/Box: 12
SQFT/Box: 5.16
Material: Ceramic



Piece Size: 5.119" x 5.119"
Chip Size: 5" x 5"
Thickness: 8 mm
PCS/Box: 36
SQFT/Box: 6.552
Material: Ceramic

Interior Wall Interior Floor Backsplash Shower Floors Shower/Wet Areas Fireplace Surrounds Exterior Wall Exterior Floor Pool/Fountain

All Items



Application - Residential/Commercial

Presentation - Loose piece

Recommended uses only apply for properly installed material according to TCNA guidelines. All information is subject to change; refer to the website for most updated information. Images were digitally enhanced; for color accuracy, please request a sample.

IMPORTANT: Installation Instructions

We recommend wet cutting or the score and snap method during the installation process. Improper installation techniques could expose installer to harmful silica dust.

Do not dry cut product using power tools during the installation process. Using dry cutting methods could present a risk of acute lung injury. If adequate ventilation cannot be achieved, wear a mask or respirator. For more information, see the SDS at <https://anthologytile.com>



ANTHOLOGY™

anthologytile.com